

Ares(2022) 1499976 – 01.03.2022

**QUESTIONNAIRE to be used for biennial reporting
on the application of the IUU Regulation**

Reporting period 2020-2021 (deadline for submission 30 April 2022)

Member State:	Sweden
Organisation:	Havs- och vattenmyndigheten
Date:	2022-04-29
Name, position and contact details of responsible official:	[Redacted]

May the Commission provide a copy of this questionnaire to other Member States and the European Fisheries Control Agency?	
Yes:	<input checked="" type="checkbox"/>
Yes except for questions (list):	
No:	

Please check if your notified authorities under the IUU Regulation (Articles 15.2, 17.8 and 21.3) correspond with the latest version of the Official Journal:

[https://eur-lex.europa.eu/legal-content/EN/TXT/?uri=CELEX:52021XC0215\(01\)](https://eur-lex.europa.eu/legal-content/EN/TXT/?uri=CELEX:52021XC0215(01))

If not, please provide the updated notification to DG MARE through the Functional mailbox: MARE-NOTIFICATIONS-IUU-1005-2008@ec.europa.eu

Please state your notified authorities under the IUU Regulation in accordance with Article 39.4 (nationals):

Havs- och vattenmyndigheten (SwAM)

Section 1. Information on legal framework¹

Please transmit your national law and/or any administrative guides for the implementation of Council Regulation (EC) No 1005/2008 on illegal, unreported and unregulated fishing (IUU Regulation). If available, please provide the link to the official national database.

Fisheries Act (1993:787) ([Fiskelag \(1993:787\) Svensk författningssamling 1993:1993:787 t.o.m. SFS 2021:1028 - Riksdagen](#))

Ordinance (1994:1716) on Fishing, Aquaculture and the Fishing Industry ([Förordning \(1994:1716\) om fisket, vattenbruket och fiskerinäringen Svensk författningssamling 1994:1994:1716 t.o.m. SFS 2022:37 - Riksdagen](#))

Act (1994:1709) on EU Regulations of the Common Fisheries Policy ([Lag \(1994:1709\) om EU:s förordningar om den gemensamma fiskeripolitiken Svensk författningssamling 1994:1994:1709 t.o.m. SFS 2017:246 - Riksdagen](#))

Fiskeriverkets föreskrifter (FIFS 2004:25) om resurstillträde och kontroll på fiskets område (<https://www.havochvatten.se/vagledning-foreskrifter-och-lagar/foreskrifter/register-fiskereglering/resurstilltrade-och-kontroll-pa-fiskets-omrade-fifs-200425.html>)

Section 2. Information on administrative organisation²

2.1. Please provide information on your administrative organisation for the implementation of Council Regulation (EC) No 1005/2008 on illegal, unreported and unregulated fishing (IUU Regulation), in particular as regards:

- port inspections (Chapter II);
- catch certification scheme (Chapter III).

If different authorities/services are involved in the implementation of the IUU Regulation, please distinguish between:

- *the control of direct landings of third country fishing vessels;*
- *validation of catch certificates upon exports;*
- *checks and verifications of catch certificates for imports under direct landing;*
- *checks and verifications of catch certificates for imports arriving by other means than fishing vessels (e.g. by containers, trucks);*
- *validation and verifications of re-exports.*

In addition (if different authorities/services are involved), please explain and describe:

- a) *vertical co-operation (between local/regional authorities and head-quarter);*

SWaM is the responsible authority for fisheries control. Within the Department of Fisheries Control, three separate units perform the implementation of the IUU regulation. The unit for Fisheries Inspections is responsible for inspection in ports. FMC issues catch certificates for exportation and perform administrative controls. The Unit for Data monitoring and analysis has a coordinating role and performs verifications of catch certificates.

¹ This section 1 is to be filled-in by all Member States i.e. coastal and landlocked Member State.

² This section 2 is to be filled-in by all Member States i.e. coastal and landlocked Member State.

- h) *co-operation between different authorities and allocation of tasks for various authorities in the implementation of the IUU Regulation (Fisheries, Health, Customs, Coast Guard, Navy, etc.).*

Sweden has established on-going cooperation with the Swedish Cost Guard, National Food Agency and the Swedish Customs and meet on a regular basis in order to discuss relevant issues.

2.2. How many officials are involved in the implementation of the catch certification scheme?

Please specify the number of officials expressed in Full Time Equivalent (FTE):

- *for checks and verifications in accordance with Articles 16 and 17; 2,0 FTE*
- *for validation of catch certificates and re-export certificates in accordance with Articles 15.2 and 21.3. 0,5 FTE*

2.3. Does your country have freezones/freeports³ in which activities relevant to importation/exportation/processing of fishery products are authorised?

Yes No

If yes, please provide a list of such zones/ports.

Section 3. Information on access to ports, including for direct landings and transshipments of fishery products, by third country fishing vessels⁴ (and information on related port inspections and confirmed infringements)⁵

3.1. Does your country have designated ports for access to port services or direct landings or transhipment of fishery products by third country fishing vessels (Article 5 of the IUU Regulation⁶)?

X Yes No

If yes, please check if your list of designated ports in accordance with Article 5.3 corresponds to the latest version of the Office Journal:

[EUR-Lex - 52021XC1201\(03\) - EN - EUR-Lex \(europa.eu\)](#)

If not, please provide the updated notification to DG MARE through the Functional mailbox: MARE-NOTIFICATIONS-IUU-1005-2008@ec.europa.eu

3.2. In years 2020 and 2021 respectively, how many times have third country fishing vessels been granted authorisation to access designated ports in your country only for repair/maintenance/supply?⁷

No data available

³ https://ec.europa.eu/taxation_customs/business/customs-procedures/what-is-importation/free-zones_en

⁴ Fishing vessels as defined in article 2.5 of the IUU Regulation.

⁵ This section 3 refers to Chapter II (Articles 4 to 11) of the IUU Regulation and is applicable to coastal Member States. Landlocked Member States should not fill in this section.

⁶ Please note that ports designated under Regional Fisheries Management Organisations must also be designated under the IUU Regulation with restrictions if necessary (species, etc.).

⁷ It is reminded that provisions of Chapter II apply to third country fishing vessels aiming to access EU ports for port services, even in cases they do not carry fishery products on board and therefore no landing or transhipment operation is foreseen. Only designated ports in accordance with Article 5 can be used in this context.

3.3. How many landings and transshipments in designated ports by third country fishing vessels have been recorded by your country between 1 January 2020 until 31 December 2021? How many inspections did your country carry out and how many infringements have been detected?

Please fill-in the table below (2020):

Inspections of third country vessels in Member States ports (2020)								
Type of operation	Vessels	Figures (2020)	Flag of the third country vessel(s) ⁸					
			NO	FS1	FS2	FS3	FSx	Total
Landings	Non-EU vessels using MS designated ports	Number of landings	211					211
		Number of inspections	11					11
		% of inspections / landings	5,2%					5,2%
		Number of infringements	0					0
Transshipments	Non-EU vessels using MS designated ports	Number of transshipments in ports	0					
		Number of inspections	0					
		% of inspections / transshipments	0					
		Number of infringements	0					

⁸ ISO Alpha-2 country codes.

Please fill-in the table below (2021):

Inspections of third country vessels in Member States ports (2021)								
Type of operation	Vessels	Figures (2021)	Flag of the third country vessel(s) ⁹					
			NO	FS1	FS2	FS3	FSx	Total
Landings	Non-EU vessels using MS designated ports	Number of landings	338					338
		Number of inspections	18					18
		% of inspections / landings	5,3%					5,3%
		Number of infringements	3					3
Transhipments	Non-EU vessels using MS designated ports	Number of transhipments in ports	0					
		Number of inspections	0					
		% of inspections / transhipments	0%					
		Number of infringements	0					

3.4. From the figures above, in the cases where your country detected infringements concerning third country vessels, please specify for each infringement the flag, the vessel's name, the type of infringement and the measures taken / sanction imposed (Article 11 of the IUU Regulation).

Please fill-in the table below (2020): No infringements detected

Flag of the third country vessel ¹⁰	Name of the third country fishing vessel	Type of infringements	Measures taken
FS1			
FS2			
...			
FSx			

⁹ ISO Alpha-2 country codes.

¹⁰ ISO Alpha-2 country codes.

Please fill-in the table below (2021):

Flag of the third country vessel ¹¹	Name of the third country fishing vessel	Type of infringements	Measures taken
NOR		Arriving at port before the registered TOA in the PNO (national regulation)	Administrative fine 10 000 SFK
NOR		Incorrect information in the prior notice regarding the name of the designated port (art. 6 of the IUU-regulation). Arriving at port before the registered TOA in the PNO (national regulation)	Administrative fine 27 000 SFK
NOR		Failure to register species in the logbook (article 3.1.b of the IUU-regulation)	An administrative fine was deemed to be unreasonable. The captain received information regarding the relevant provisions.

3.5. Please provide:

- the quantities of fish landed by third countries' fishing vessels in your designated ports in 2020 and 2021, respectively (by species and flag of the vessels);
- the quantities of fish transhipped from third countries' fishing donor vessels (to third countries or EU fishing receiving vessels) in your designated ports in 2020 and 2021, respectively (by species and flag of the vessels):

Please fill-in the table below (landings):

Landings in 2020				Landings in 2021			
Flag of the third country vessel	Species (MAF)	Species	Landed quantities by species	Flag of the third country vessel	Species (MAF)	Species	Landed quantities by species
NOR	BLL	Bril	6	NOR	CMO	Rabbit Fish	40
	COD	Cod	428		COD	Cod	788
	HAD	Haddock	50		GFB	Greater Fork-beard	27
	HAL	Halibut	54		GUG	Grey Gurnard	1
	HER	Herring	126 700		HAD	Haddock	29
	HKE	Hake	6		HAL	Halibut	13
	LIN	Ling	52		HER	Herring	143 520
	MON	Monkfish	340		HKE	Hake	33
	NEP	Norway lobster	13 925		LBE	European lobster	22

¹¹ ISO Alpha-2 country codes.

PAN	Pink shrimps	7 181
PLE	Plaice	41
POK	Saithe	120
POL	Pollack	27
PRA	Northern pink shrimp	84 925
RED	Red-Fish	1
SPR	Sprat	402 500
SQE	European flying squid	2
WHG	Whiting	1
WIT	Witch	16
BLL	Brill	149

LEM	Lemon Sole	2
LIN	Ling	154
LUM	Lumpfish Lumpsucker	283
MAC	Mackerel	150
MON	Monkfish	1 032
MZZ	Other Marine Species	27
NEP	Norway lobster	20 859
NOP	Norway Pout	1 550
PLE	Plaice	11
POK	Saithe	1 124
POL	Pollack	22
POR	Porbeagle	415
PRA	Northern pink shrimp	133 436
REG	Red-fish (Norway Haddock)	6
SOL	Sole	21
SPR	Sprat	505 080
SQE	European flying squid	5
TUR	Turbot	17
WHG	Whiting	13
WIT	Witch	231

No transhipments during 2020 and 2021.

Please fill-in the table below (transhipments):

Transhipments in 2020		Transhipments in 2021	
Flag of the third country vessel ¹²	Transhipped quantities by species	Flag of the third country vessel ¹³	Transhipped quantities by species
FS1	Species 1: Species 2: Species x:	FS1	Species 1: Species 2: Species x:
FS2	Species 1: Species 2: Species x:	FS2	Species 1: Species 2: Species x:
...

¹² ISO Alpha-2 country codes.

¹³ ISO Alpha-2 country codes.

FSx	...	FSx	...
-----	-----	-----	-----

3.6. Has your country recorded any case of non-compliance by third country fishing vessels with the provisions of Articles 6 (prior notice) and 7 (authorisation) of the IUU Regulation?

Yes No

If yes, please detail the nature of the infringement and the measures taken / sanctions applied:

In 2020: Failure to send prior notice in accordance with article 6 of the IUU-regulation (and subsequent illegal landing according to article 7 of the IUU-regulation) resulting in an administrative sanction of 25 000 SEK.

In 2021: No cases

3.7. Since January 2020, has your country denied access to its ports to a fishing vessel for port services, landing or transhipment of fishery products based on the conditions of the IUU Regulation?

Yes No

If yes, please describe the case for each vessel concerned (please include the flag of the vessel and its name) and detail the reasons for the denial:

In 2020:

In 2021:

3.8. Do you have cases of third country fishing vessels landing in your ports with the landed products destined to another Member State? [Article 19.3 of the IUU Regulation]

Yes No

If yes, please indicate the number of landings meant for transit:

In 2020:

In 2021:

3.9. In order to identify the vessels to be subject to port inspection, do you use risk assessment criteria [cf. benchmarks for port inspections, Article 4 of Regulation (EC) No 1010/2009]?

Yes No

Not applicable (e.g. in the absence of landings/transhipments from third countries)

If yes, please detail, in order to reach the objective of 5% of landing and transhipment operations as set in Article 9.1 of the IUU Regulation, which benchmarks you use and rank them:

.....

Section 4. Information on catch certification scheme for importation for the purpose of the IUU Regulation¹⁴

4.1. How many catch certificates¹⁵ from non-EU countries were submitted to the authorities of your country from 1 January 2020 until 31 December 2021? Please complete the following table by flag State validating the catch certificates, including in cases catch certificates are accompanied by processing statements.¹⁶ Please only provide information on catch certificates accompanying the consignments to be imported in your country; for consignments meant for transit to another Member State (Article 19.1 of the IUU Regulation), please see the question 4.7. of this questionnaire.

Clarification: Since it doesn't show in our IT-system where the processing of the products has occurred, we only present the total of certificates in the last row.

Flag State (non-EU)¹⁷	2020	2021
<i>ALB</i>	0	0
<i>ARG</i>	12	16
<i>CAN</i>	202	188
<i>CHN</i>	5	7
<i>COL</i>	6	0
<i>ECU</i>	3	2
<i>FRO</i>	246	123
<i>GRL</i>	175	256
<i>IDN</i>	7	6
<i>IND</i>	24	60
<i>ISL</i>	273	215
<i>KOR</i>	58	16
<i>MAR</i>	19	9
<i>MDV</i>	19	27
<i>MMR</i>	1	0
<i>MUS</i>	26	39
<i>NOR</i>	13291	14442
<i>NZL</i>	21	18
<i>PER</i>	1	2
<i>PHL</i>	93	77
<i>PNG</i>	13	4
<i>RUS</i>	467	483
<i>SLB</i>	12	0

¹⁴ Section to be filled-in by all Member States.

¹⁵ Please provide only the number of catch certificates i.e. not the number of all transactions (imports/declarations) where the same certificates have been (re)used.

¹⁶ If catch certificates are submitted only for transshipment purposes, please specify.

¹⁷ ISO Alpha-2 country codes.

Flag State (non-EU)¹⁷	2020	2021
SYC	46	48
THA	99	46
TUR	7	4
TWN	13	10
USA	77	233
VNM	18	8
ZAF	7	10
GBR		185
TOTAL	15241	16343

4.2. From the number above, how many recognised RFMO catch certificates (Annex V to Commission Regulation 1010/2009) accompanied consignments destined to your country? *Please detail per RFMO certificate and year.*

RFMO document	2020	2021
<i>ICCAT (electronic)-bluefin tuna catch document</i>	0	0
<i>Dissostichus spp. (CCAMLR)</i>	0	0
<i>CCSBT CDS</i>	0	0
Total	0	0

4.3. How many catch certificates from EU Member States (including from your country) were presented to the authorities of your country from 1 January 2020 until 31 December 2021?

Flag State (EU)	2020	2021
<i>DNK</i>	88	26
<i>ESP</i>	30	40
<i>EST</i>	77	137
<i>FRA</i>	31	36
GBR	428	
IRL	33	16
ITA	0	0
LTU	90	86
LVA	40	83
NLD	0	9
PRT	0	1
SWE	12	18
TOTAL	401	637

4.4. From the number above, how many recognised RFMO catch certificates from EU Member States accompanied imports into your country? *Please detail per RFMO certificate and year.*

RFMO document	2020	2021
<i>ICCAT (electronic)-bluefin tuna catch document</i>	0	0
<i>Dissostichus spp. (CCAMLR)</i>	0	0
<i>CCSBT CDS</i>	0	0
Total	0	0

4.5. How many processing statements (Article 14.2) were submitted to the authorities of your country from 1 January 2020 until 31 December 2021? Please provide details per year and per processing country.

Processing non-EU State ¹⁸	2020	2021
<i>PS 1</i>		
<i>PS 2</i>		
...		
<i>PS x</i>		
<i>Total</i>		

We do not have a way in our IT-system to sort out processing statements from other types of documents and we are therefore unable to provide this data.

4.6. Please indicate if you retain and record the information contained in processing statements referring to the corresponding catch certificates (quantity management):

Yes

No

Not applicable (e.g. in the absence of processing statements received from non-EU countries in 2020-2021)

4.7. Do you have cases where third country fishery products arriving to your country (entry point) were destined to another Member State? [Article 19.1 of the IUU Regulation]

Yes

No (our agency does not have data on this)

If yes, please indicate the number consignments meant for transit:

In 2020:

In 2021:

¹⁸ ISO Alpha-2 country codes.

4.8. Has your country received requests to authorise APEOs¹⁹ in 2020-2021?

- Yes No

If yes, how many requests has your country received and how many APEOs have been authorised?

.....

4.9. Has your country adopted administrative rules referring to the management and control of APEOs in 2020-2021?

- Yes No
- Not applicable (e.g. absence of APEO request)*

If yes, please detail:

.....

4.10. Has your country validated re-export certificates for products imported from 1 January 2020 until 31 December 2021?

- Yes No

If yes, how many re-export certificates? Please detail per year and, if possible, per destination country:

Destination country (non-EU) ²⁰	2020	2021
<i>Third Country 1</i>		
<i>Third Country 2</i>		
...		
<i>Third Country x</i>		
Total		

4.11. Does your country monitor if the catches for which your country has validated a re-export certificate actually leave the EU?

- Yes No
- Not applicable (e.g. in the absence of validation of re-export certificates in 2020-2021)*

If yes, please detail:

.....

4.12. Has your country established any IT tools to monitor the catch certificates and processing statements accompanying imports?

¹⁹ Approved Economic Operators – IUU Regulation, Article 16 and Implementing Regulation (EC) 1010/2009, Chapter II
²⁰ ISO Alpha-2 country codes.

Yes *No*

If yes, does it include a module for re-exportation of imported catches?

Yes *No*

4.13. Does your country implement the provisions regarding transit under Article 19.2 at the point of entry or the place of destination?

At the point of entry *At the place of destination* *Not implemented*

Section 5. Information on catch certification scheme for exportation²¹

5.1. Have you established a procedure for validation of catch certificates for exportation of catches from own vessels in accordance with Article 15?

Yes No

Not applicable (e.g. in the absence of validation of catch certificates for exportation in 2020-2021)

If yes, please explain briefly the established procedure and answer questions 5.2 to 5.5.

FMC expedites catch certificates for exportation on demand. The exporter fill in the export certificate and sends it to FMC. After verifying the information, FMC stamps the certificate, sends it back to the exporter, and keeps a copy.

5.2. Have you validated catch certificates for exportation in 2020-2021 in accordance with Article 15?

Yes No

If yes, how many catch certificates did you validate from 1 January 2020 to 31 December 2021? Please provide details per requesting third country/country of destination in the following table:

Destination State ^{22, 23}	Year	
	2020	2021
Total	45	52

As for the catch certificates for exportation that we validate, we do not have any information on what third countries the catches are intended for in our system.

5.3. Have you established any IT tool to monitor the catch certificates you have validated for fish caught by your own vessels?

Yes No

5.4. Do you monitor that the catches for which you have validated catch certificates actually leave the EU?

Yes No

Not applicable (e.g. in the absence of validation of catch certificates for exportation in 2020-2021)

5.5. Has your country refused the validation of a catch certificate between 1 January 2020 and 31 December 2021?

Yes No

Not applicable (e.g. in the absence of request for validation of catch certificates for exportation in 2020-2021)

²¹ Section to be filled-in by flag Member States.

²² ISO Alpha-2 country codes.

²³ It is recommended that the validation of a catch certificate for exportation takes place when the country of destination is known.

If yes, please detail:

Number (per year):

Reason:

Follow-up:

Section 6. Information on checks and verifications of catch certificates and related documents according to Articles 16.1 and 17.1-5 of IUU Regulation²⁴

6.1. Has your country established a procedure for checks of catch certificates in accordance with Article 16.1?

Yes

No

If yes, please detail: *We do a check that all the information is complete and we follow the procedure established by EFCA.*

6.2. Do you check all catch certificates in light of the information provided in the notifications received from the flag States in accordance with Article 20 (i.e. if all required data are provided in a catch certificate and if these data correspond to the notification from the flag State in question)?

Yes

No

If no, please provide the following:

- risks identified in 2020 and 2021 on the basis of risk management used (i.e. for risk-based targeting of catch certificates to be checked); and
- number of catch certificates checked, respectively:

Please fill-in the table below:

We do not have data readily available that shows the breakdown by country when it comes to which catch certificates were checked. We can therefore only provide data on the total number of catch certificates checked.

Flag State (EU or non-EU) ²⁵	2020		2021	
	Overall number of catch certificates received	Number of catch certificates <u>checked</u>	Overall number of catch certificates received	Number of catch certificates <u>checked</u>
ARG	12		16	
CAN	202		188	
CHN	5		7	
COL	6		0	
ECU	3		2	

²⁴ Section to be filled-in by all Member States

²⁵ ISO Alpha-2 country codes.

<i>FRO</i>	246		123	
<i>GRL</i>	175		256	
<i>IDN</i>	7		6	
<i>IND</i>	24		60	
<i>ISL</i>	273		215	
<i>KOR</i>	58		16	
<i>MAR</i>	19		9	
<i>MDV</i>	19		27	
<i>MMR</i>	1		0	
<i>MUS</i>	26		39	
<i>NOR</i>	13291		14442	
<i>NZL</i>	21		18	
<i>PER</i>	1		2	
<i>PHL</i>	93		77	
<i>PNG</i>	13		4	
<i>RUS</i>	467		483	
<i>SLB</i>	12		0	
<i>SYC</i>	46		48	
<i>THA</i>	99		46	
<i>TUR</i>	7		4	
<i>TWN</i>	13		10	
<i>USA</i>	77		233	
<i>VNM</i>	18		8	
<i>ZAF</i>	7		10	
<i>GBR</i>	428		185	
<i>DNK</i>	88		26	
<i>ESP</i>	30		40	
<i>EST</i>	77		137	

<i>FRA</i>	31		36	
<i>IRL</i>	33		16	
<i>ITA</i>	0		0	
<i>LTU</i>	90		86	
<i>LVA</i>	40		83	
<i>NLD</i>	0		9	
<i>PRT</i>	0		1	
<i>SWE</i>	12		18	
Total	15642	983	16980	1002

What do you check in catch certificates in accordance with Article 16.1? Please describe: *We check that all required information is present.*

6.3. Has your country established a procedure for verification of catch certificates for importation in accordance with Article 17.2?

Yes *No*

If yes, please detail: *National Food Agency carries out health verifications at the B.I.P. and the Swedish Custom can do physical controls if there are information about the consignments that needs to be followed up or if SwAM request it.*

6.4. Do you verify all catch certificates linked to consignments of fishery products intended for importation into the EU or do you verify only part of the catch certificates by applying (or not) risk management?

All *Only part by applying risk management*
 Only part without applying risk management *No verifications*

6.5. If you apply risk management to verifications (Article 17.3), do you use Union (Article 31 of Commission Regulation (EC) 1010/2009) or national criteria for identification of risks on which verifications shall focus?

Union criteria *National criteria*

If you apply Union criteria, please detail the methodology used (and which criteria are used always/regularly, often, occasionally, never):

.....

If you apply national criteria, please detail them and the methodology used: *Our method is based on risks associated with different countries. We therefore aim to verify all catch certificates for all countries except Norway. For Norway, we access catch certificate data directly from the official database which means that the risk of data manipulation is very low. Therefore, we do not verify data from the catch certificates from Norway.*

Please provide information on the risks identified in 2020 and 2021 respectively (Article 32 of Commission Regulation (EC) 1010/2009) on the basis of the criteria used. Please also provide information on whether all consignments identified as risky have been covered by verifications. If this is not the case, please specify the percentage of consignments identified as risky that have been covered by verifications and the reasons of such situation.

6.6. How many catch certificates have been verified by your administration from 1 January 2020 until 31 December 2021? Please specify, separately for each year:

We cannot differentiate in our system which catch certificates were checked and which were verified. Therefore, we refer you to the data provided in table 6.2.

Flag State (EU or non-EU) ²⁶	2020		2021	
	Overall number of catch certificates received	Number of catch certificates <u>verified</u>	Overall number of catch certificates received	Number of catch certificates <u>verified</u>
Country 1				
Country 2				
...				
Country x				
Total				

Please reply to the following questions:

- How many catch certificates have you verified in the context of the application of Article 17.4?
- How many catch certificates have you verified on the basis of risk identified in accordance with Article 17.3?
- How many catch certificates have been verified at random (Article 17.5)?

6.7. Does your country also physically verify the consignments?

Yes No

However, National Food Agency carries out health verifications at the B.L.P. and the Swedish Custom can do physical controls if there are information about the consignments that needs to be followed up or if SwAM request it.

Section 7. Assistance requests to third countries²⁷

7.1. Have you sent assistance requests for verifications under Article 17.6 of the IUU Regulation to other flag States' authorities in 2020-2021?

²⁶ ISO Alpha-2 country codes.
²⁷ Section to be filled-in by all Member States

Yes

No

If yes, how many assistance requests for verifications? *Note: please provide separate data for 2020 and 2021:*

Flag States ²⁸	No of assistance requests for verifications 2020	Justification	No of assistance requests for verifications 2021	Justification
<i>Country 1</i>				
<i>Country 2</i>				
...				
<i>Country x</i>				
Total				

7.2. How many assistance requests for verification were not replied to by the other flag States' authorities within the deadline provided in Article 17.6 of the IUU Regulation? In these cases, do you send a reminder to the authorities of the country in question? Could you please specify when the assistance request, despite reminder(s), remained unanswered? What measures have you taken in that case (i.e. denial of importation) [Please provide separate data for 2020 and 2021]

2020 N/A

2021 N/A

7.3. Was the quality of the answers provided overall sufficient to satisfy the assistance request? If no, please explain why the quality was not sufficient, and the measures you have taken in such case(s).

N/A

7.4. Have you sent assistance requests to other countries than the flag State? If yes, please specify the number, the reasons and the countries concerned, and the quality of the feedback provided.

No

7.5. Have you been using IT systems developed by third countries allowing for a full or partial verification of catch certificates and how many verifications were made through these systems (approximately)?

Yes, webpages

²⁸ ISO Alpha-2 country codes.

Section 8. Information on refusal of importations (Article 18 of the IUU Regulation)²⁹

8.1. Has your country refused any imports from 1 January 2020 until 31 December 2021? *Note: please only consider refusals based on the IUU Regulation, not for other reasons e.g. Food Safety legislation, Customs legislation, etc.*

Yes No

If yes, please provide details in the table below:

Reason for refusal of importation	2020		2021	
	Flag State ³⁰	No.	Flag State ³¹	No.
Non-submission of a catch certificate for products to be imported.				
The products intended for importation are not the same as those mentioned in the catch certificate.				
The catch certificate is not validated by the notified public authority of the flag State				
The catch certificate does not indicate all the required information.				
The importer is not in a position to prove that the fishery products comply with the conditions of Article 14.1 or 2.				
A fishing vessel figuring on the catch certificate as vessel of origin of the catches is included in the EU IUU vessel list or in the IUU vessel lists referred to in Article 30.				
The catch certificate has been validated by the authorities of a flag State identified as a non-cooperating State in accordance with Article 31				
Further to the request for verification (Article 18.2)				

8.2. If the answer to 8.1 is yes, what measures were taken by your authorities in relation to the consignments refused (Article 18.3)?

Not applicable

²⁹ Section to be filled-in by all Member States

³⁰ ISO Alpha-2 country codes.

³¹ ISO Alpha-2 country codes.

8.3. In case of refusal of importation, did any operator contest the decision of the authorities of your country?

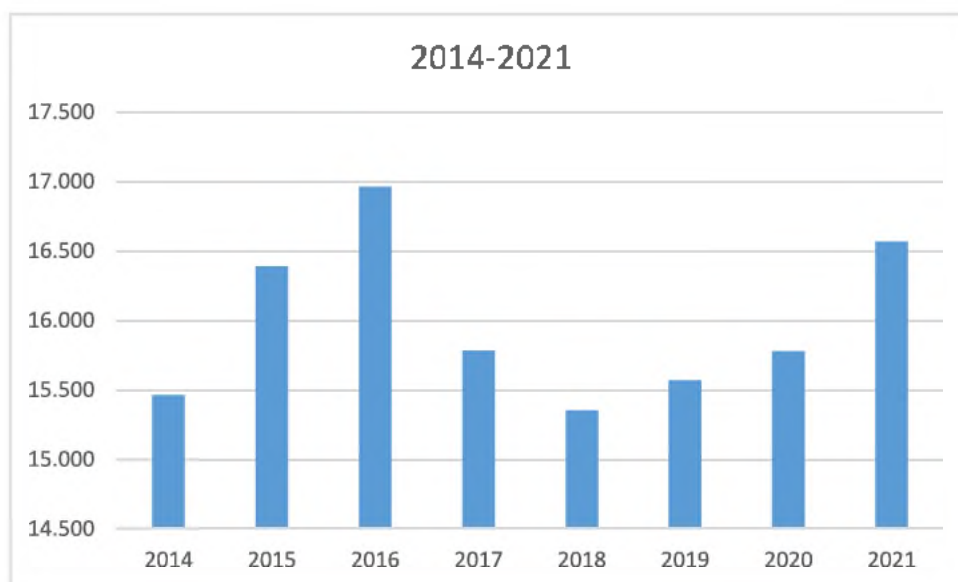
Yes No

If yes, please detail: Not applicable

Section 9. Information on trade flows³²

Please provide information, based on your statistical data, concerning any important change of trade patterns in imports of fishery products into your country since the last reporting period covering 2018-2019:

In total, the number of consignments has increased every year since 2018, which was the year with the lowest number of shipments. In this regard the Corona does not appear to have had any effect on the imports.



During the years 2014-2019, the five countries where most shipments came from did not change. However, in 2020, Canada disappeared from the top-five list and since last year, 2021, the United Kingdom is now the second largest country.

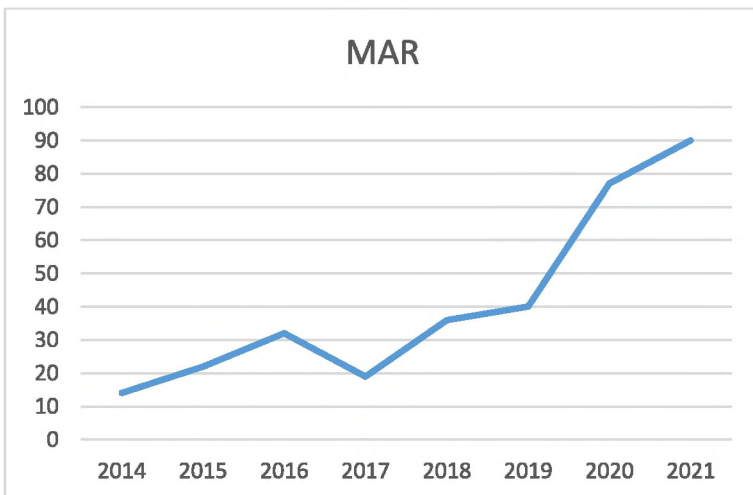
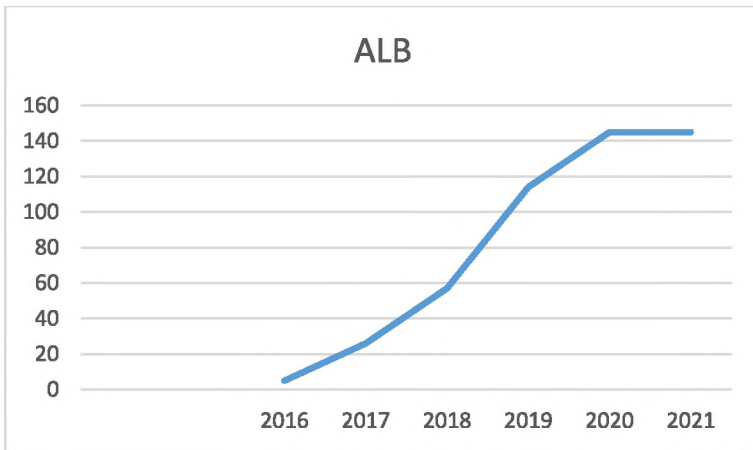
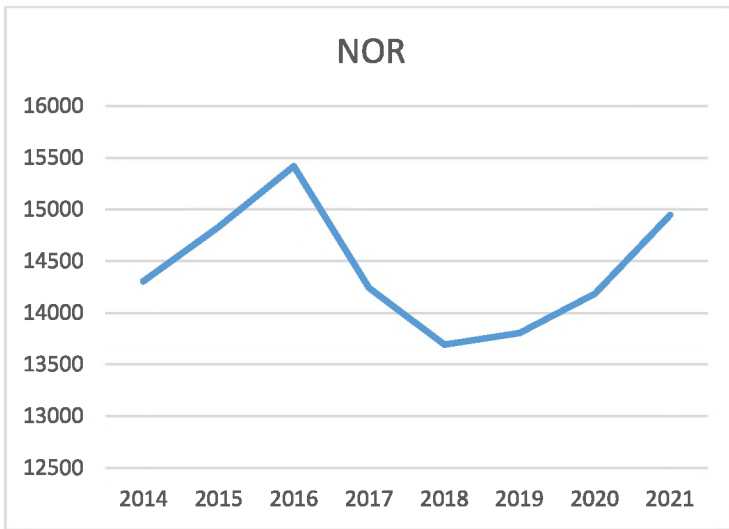
2020			2021		
NOR	14 184	89,90 %	NOR	14 946	90,22 %
CHN	476	3,02 %	GBR	324	1,96 %
ISL	251	1,59 %	CHN	309	1,87 %
THA	235	1,49 %	THA	190	1,15 %
ALB	145	0,92 %	ISL	171	1,03 %

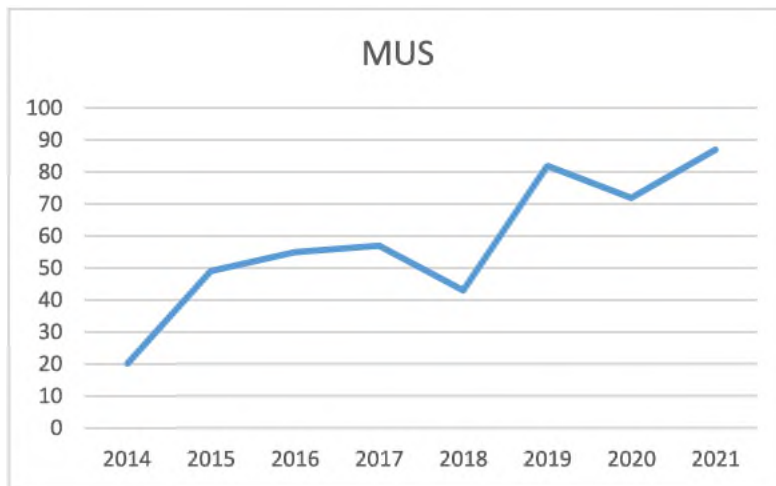
New countries during the reporting period are United Kingdom, Ireland, Oman and Ukraine.

³² Section to be filled-in by all Member States

Country code	2018	2019	2020	2021	Comment
ALB	57	114	145	145	Increase
ARG	2	3	1	4	
CAN	184	151	123	104	Decrease
CHL		1		1	
CHN	644	673	476	309	Decrease
COL	32	16	6		
ECU	19	14	7	2	Decrease
ESP	3		2	4	
FRA				1	
FRO	44	42	32	25	Decrease
GBR				324	New country
GRL	1	1		2	
IDN	5	3	4	3	
IND	11	15	5	16	
IRL				2	New country
ISL	156	192	251	171	Decrease
KOR	3	1	1	1	
MAR	36	40	77	90	Increase
MDV	1	2			
MMR		1	1		
MUS	43	82	72	87	Increase
NOR	13 695	13 806	14 184	14 946	Increase
NZL	12	12	5	4	Decrease
OMN				1	New country
PHL	32	90	92	75	Decrease
PNG	1	1	2	6	Decrease
RUS	5	5	4	3	Decrease
SLB	1				
SRB		3			
SYC	2			1	
THA	252	176	235	190	Decrease
TUR	6	6	7	4	
TWN	6	4	4	2	Decrease
UKR			1		New country
USA	57	57	16	25	Decrease
VNM	29	48	18	9	Decrease
ZAF	15	11	7	10	Decrease
No consignments	15 354	15 570	15 778	16 567	

Imports from Norway have increased by 8.3% since 2019. Albania has increased its level every year since its introduction in 2016 and seems to have stabilized its number of shipments in recent years. Morocco increased its number between 2018-2021 by 150 % and Mauritius by 102 %. Still more than 90 % of the consignments are from Norway.





Section 10. Information on mutual assistance³³

10.1. Since the last reporting exercise covering the period 2018-2019, how many mutual assistance messages of the Commission (DG MARE B4) has your country replied to?³⁴

Please provide separate data for 2020 and 2021 (if any)

2020 4

2021 2

10.2. Since the last reporting exercise covering the period 2018-2019, has your country sent any mutual assistance message to the Commission/other Member States?

Please provide separate data for 2020 and 2021 (if any)

2020 0

2021 0

³³ Section to be filled-in by all Member States

³⁴ Please provide the number of all replies, regardless of their content i.e. including replies which, for example, only confirmed that the request was not relevant for your country. Then please specify the number of cases where you took action and describe the actions taken.

Section 11. Information on cooperation with third countries³⁵

Apart from assistance requests in the context of verifications of catch certificates and accompanying documents foreseen under the catch certification scheme (Article 17.6), has your country had other exchanges with third countries on issues related to the implementation of the IUU Regulation, such as follow-up of cases concerning nationals, trade flows, operators, private fishing licencing, re-flagging operations, investigations of cases of IUU fishing (Article 42) and investigations of criminal activities associated to IUU fishing?

Yes No

If yes, please detail (please provide separate data for 2020 and 2021, if any).

.....

Section 12. Information on nationals³⁶

For the reporting period in question, a separate call for information on nationals supporting/engaging in IUU fishing activities has been sent to the Single Liaison Offices of Member States and EFCA as part of a study on the implementation of Articles 39 and 40 of the IUU Regulation. As a result, this section of the biennial reports will be replaced for this reporting period by the more specialised call for data for the abovementioned study.

Member States are kindly asked to provide their input to the external consultant in charge of the study. The Commission will evaluate the responses of Member States and include them in its overall assessment of the biennial reports.

Section 13. Infringements (Chapter IX of the IUU Regulation) and Sightings (Chapter X of the IUU Regulation)³⁷

13.1. Has your country detected serious infringements as defined in Article 42 of the IUU Regulation from 1 January 2020 until 31 December 2021?

Yes No

If yes, please detail separately for each year the number of serious infringements, nature and sanctions applied:

³⁵ Section to be filled-in by all Member States

³⁶ Section to be filled-in by all Member States

³⁷ Section to be filled-in by all Member States

Flag State of the vessel or nationality of the operator (EU and non-EU) ³⁸	Serious infringements detected in 2020:			Serious infringements detected in 2021:		
	Number	Nature	Sanctions applied	Number	Nature	Sanctions applied
<i>SWE</i>	10	Articles 3.1.b, 3.1.e	Points and administrative sanctions, points and criminal fines	5	Article 3.1.b	Points, administrative sanctions
<i>Country 2</i>						
...						
<i>Country x</i>						
<i>Total</i>						

13.2. Has your country applied or adapted its levels of administrative sanctions in accordance with Article 44?

Yes

No

If yes, please detail: *The levels of the administrative sanctions follows from the provisions of addendum 1 and 2 of the Fisheries Ordinance (1994:1716). The vast majority of infringements result in a set amount but does not take into account the value of the catch with the lowest amount being 2 000 SEK per infringement.*

In regards to some infringements, for example infringements against article 6 of the IUU-regulation, the level of the administrative sanction shall instead be set at a level depending on the length of the vessel. For vessels under 12 meter the amount is 5 000 SEK. For vessels over 12 meter but under 24 meter the amount is 10 000 SEK. For vessels over 24 meter the amount is 25 000 SEK. The reasoning behind these levels is that larger vessels have the capacity to carry larger catches which in the event of an infringement may cause more harm than if the same infringement was committed by a smaller vessel.

Finally, there are some infringements where the level of the administrative sanction is calculated so as to correspond to twice the value of the catch (with a minimum amount of at least 5 000 SEK) instead of being set at a fixed level. This level of sanction shall be used in cases of non-reporting in a logbook, omission of information of species or amount of catch, or in cases where one species has been wrongfully reported as another species (including in connection with a recording of a landing or transshipment according to article 8 in the IUU-regulation).

Have you used criminal sanctions? If yes, please specify if in addition to or in replacement of administrative sanctions: *Yes, in one of the cases from 2020 the master of the vessel was sentenced to a criminal fine of 11 000 SEK as well as assigned points. The Swedish legal system does not allow for criminal fines in addition to administrative sanctions for the same offence.*

³⁸ ISO Alpha-2 country codes.

13.3. Has your country issued sighting reports from 1 January 2020 until 31 December 2021?

Yes No

If yes, how many sighting reports were issued by your country from 1 January 2020 until 31 December 2021?

Flag State of the sighted vessel (EU and non-EU) ³⁹	No of sighting reports issued in 2020	No of sighting reports issued in 2021
<i>Country 1</i>		
<i>Country 2</i>		
...		
<i>Country x</i>		
<i>Total</i>		

13.4. Since the last reporting exercise covering the period 2018-2019, has your country received any sighting reports for vessels flying its own flag from other competent authorities?

Yes No

If yes, please detail follow-up (in accordance with Article 50 of the IUU Regulation).

.....

Section 14. General

14.1. During the reporting period 2020-2021, what have been the main difficulties that your country has encountered in implementing the IUU Regulation, including the catch certification scheme?

Implementing the catch certification scheme is time-consuming as verifying and validating all data, contacts with relevant operators, cooperation with relevant authorities can take a considerable amount of time.

Section 15. Any other comment

.....

• • •

³⁹ ISO Alpha-2 country codes.